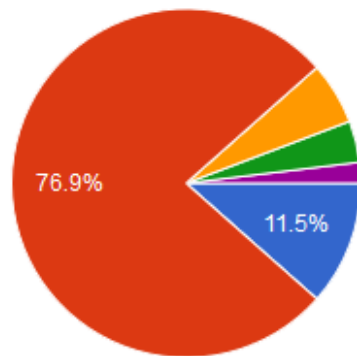


## About you. Are you:

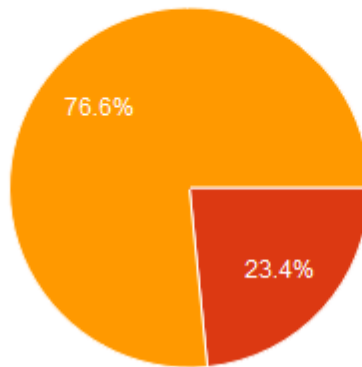
52 responses



- A resident looking onto the park
- Local resident (ie Roseburn, Riversdale, Murrayfield) park user
- Cricket or rugby park user
- Commuting park user
- Visitor

## Your age:

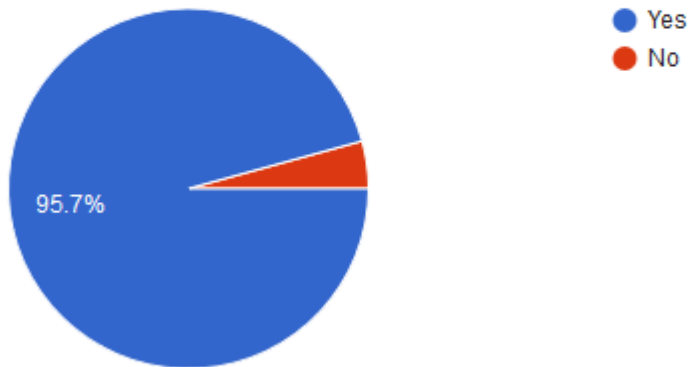
47 responses



- Under 18
- 18-50
- 50 plus

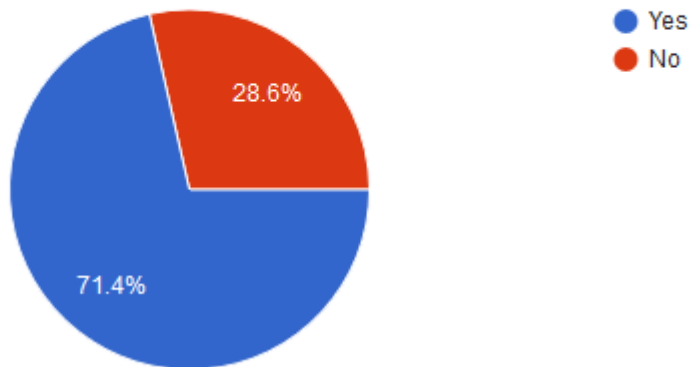
## West wall

47 responses



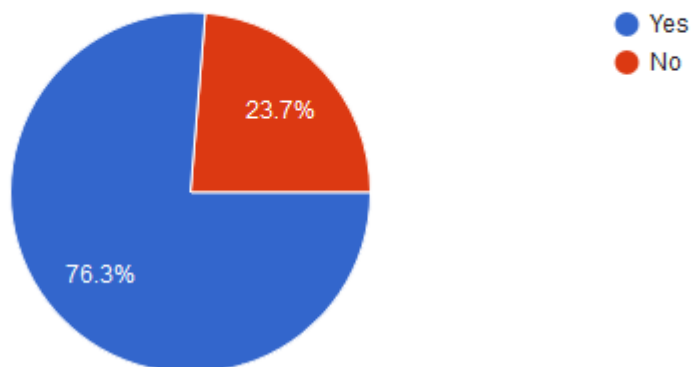
## South wall

35 responses



## East wall

38 responses

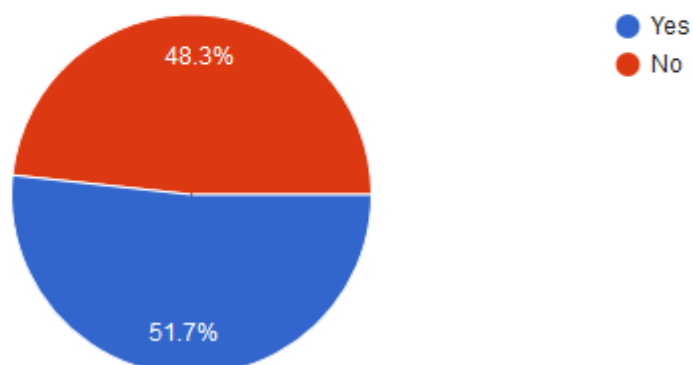


- West Wall first choice, all three if possible.
- Maybe two walls?

- I think a mural will not enhance the park in any way. The building should ideally be made to blend in to the surroundings if it is allowed to remain at all. Any mural will look tacky and highlight an already ugly building, in my view. £3000 that could be better spent elsewhere in the park.
- All three being given a mural - presumably in selective parts to keep within the budget - will ensure that the unusual historic and cultural significance of the building, which is otherwise a rather dull box, will be obvious from its three main approaches. It's sensible to assume that the original window openings will eventually be unblocked as part of a future restoration project, and so the murals should be designed with this in mind. The full height blank gables and the wall surfaces between and below original window openings on longer walls are suitably screen-like, and look good locations for a sequence of murals. The projecting roof edge gives a good protective top edge for any mural. Corners present opportunities to make the biggest graphic impact. A mural on the south gable for example should be taken round the corner on to the east wall and stop behind the tree, a suitable natural stopping point especially as the trees are one reason why the building is here. Similarly, a mural on the east gable should be taken round its southeast corner and stop at the next corner; and a mural on the west wall at its south end, beginning at the side of its southmost window opening, should be taken round its south corner to stop at the corner beside the door. Both affected doors, neither of which are original, should also be incorporated into the murals. The building merits a bold graphic treatment.
- Each main aspect should have a significant sized mural able to be seen and understood from a fair distance. Small ones aren't going to have an impact. It's not necessary to cover the whole building, which would also change it too much from its originally no doubt camouflaged wartime appearance. It's a big box of a building which has billboard-like areas with graphic potential, but also is a three-dimensional object in the landscape of the park, a place where people walk, cycle and run. So using its 3 dimensional form to convey the murals' message for people in motion is going to be part of the solution. The two south-facing walls shown in the second photograph for example could have a 'continuous' mural design which merges when seen together from this angle. This would make the experience of walking up to and around the building much more dynamic and interesting. As it's a B Listed building, Historic Environment Scotland will have to give prior approval, as will the Council as owner.
- West Wall preferred option
- West wall is dominant for park users and seen from the main road
- The East wall is usually in shadow
- yes no graffiti
- Pictures are an improvement to dreary walls and prevent graffiti
- As a listed building the mural will be an inappropriate addition and is likely to be refused planning permission

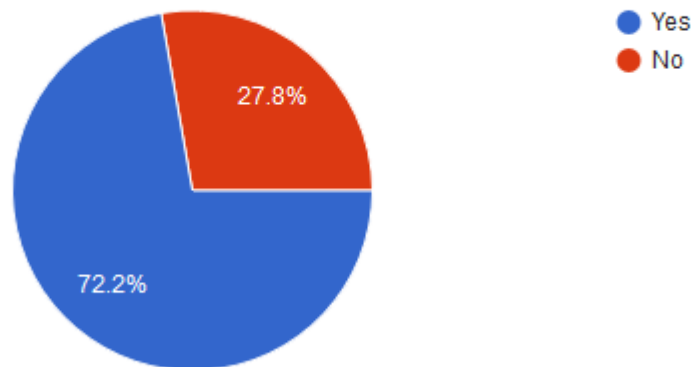
## In black and white

29 responses



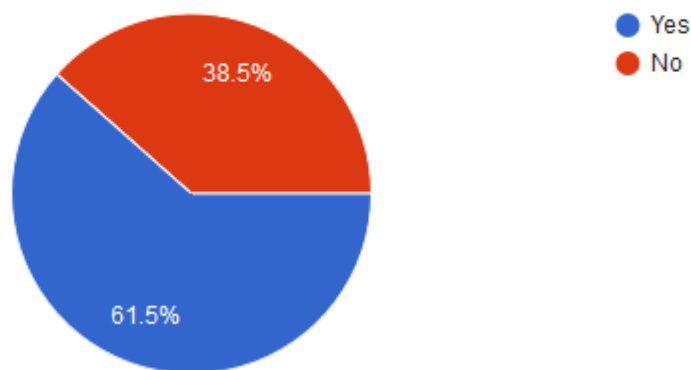
## In sepia, black and white (as per the picture)

36 responses



## In colour

39 responses

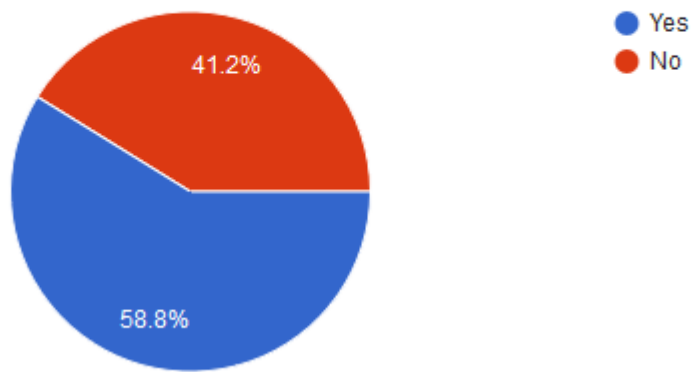


- Not bothered about colour, but feel the current one is a bit too colourful and disjointed.
- Can you afford a real professional (Banksy?) for a project of this significance?
- I think the building should be painted one colour and ideally be covered in climbing plants to mask it
- A mixture. It depends on the overall concept, and this needs input from the artist. It's going to be an art work, hopefully of the best quality. Of course local people will have ideas, but it's the artist who has to bring forward the concept. The black and white 1940's film is a unique historical record, so referencing the authentic images and local people shown in that is very probably the best basis for any graphic representations of its history. Encouraging park users today to relate to these b/w 1940's people should be one purpose of the murals, as well as to walk around the building to discover its story, so my preference is a progression from black and white images gradually becoming full colour ones as you walk around the building.
- A progression from black and white still images from the WW2 film to colour versions as you walk around the building would be an appropriate updated approach in line with the most recent WW1 documentary treatment. Doing this clockwise from the NE corner, the junction with the existing highly coloured mural, would provide the greatest contrast/impact.
- Just keep the memories alive of what was done for us all to see.
- In keeping with WW2 propaganda
- I would like a "squaddie" on a cycle and a small Armoury portrayed with windows
- Sepia for west and east walls; colour for south wall

- Small images in windows
- You need to experiment and put the mock-ups online for a vote
- Several discrete images
- Comments as above. A mural is an inappropriate addition

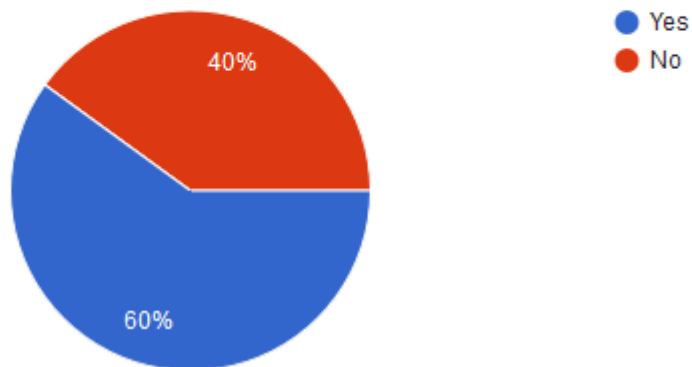
## Make the mural out of : several discrete images

34 responses



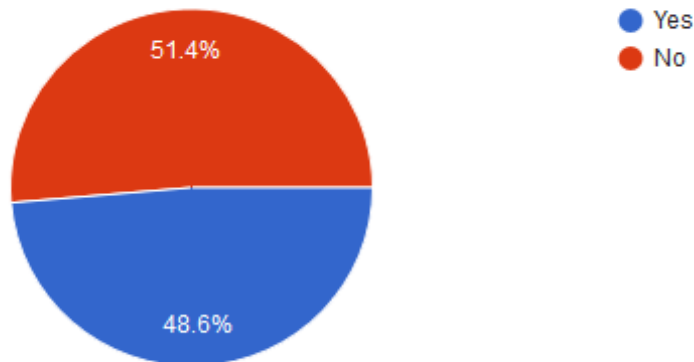
## One big image covering the whole wall

35 responses



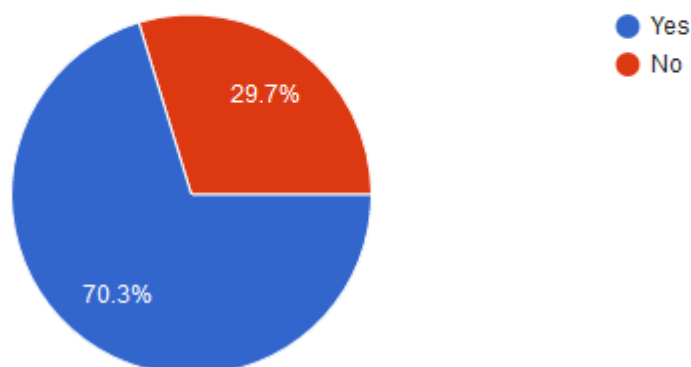
## Big image with many bits to it (like the existing mural)

37 responses



## Small square-framed image(s), as if they were "windows" into the building to see what went on inside

37 responses



- I would like it to appear like re-imaged black and white with colour added
- Would prefer some small images and one large image in contrast to the present one.
- Would be great if you could combine sporting elements into the army design, appreciate the park is used by many but I see kids playing sport there all the time. Would be great if we could encourage more children (and thus potential long term users) to come down to the park.
- Will there be a "window" showing them using firearms? I worry this may encourage terrorism. Much like the gun shops blighting our fair city.
- No guns focus on the communication aspect
- See my earlier comment. It needs a bold approach.
- Scale of existing mural is also right for the new ones - they need to cover whole sections from the ground to underside of roof edge. Anything else will look feeble by comparison, and not have the larger scale impact the location and the building's significance for local/national history require.
- The existing mural is good because it does not get spoiled by graffiti. If the new mural could be like this one, easily visible from a distance, graffiti resistant; that would be good
- If on more than one wall, vary the style/images
- One big image on whole wall for west and east walls; small square-framed image(s) for south wall
- I would like it to look as though the side of the building has been cut off and you can see inside with the cyclist riding up to the door.